




## Sending Your Paper Dream Banner

### PHOTO ORIENTATION


PORTRAIT



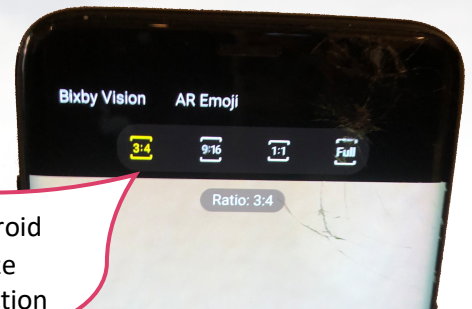
NOT LANDSCAPE



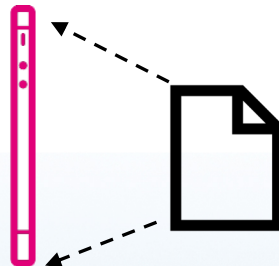
### PHOTO SIZE




Set camera photo size to 3:4 if you can. This is the automatic size on many iPhones.



### PHOTO FRAMING




Fill the phone screen with the Banner image as much as possible. Don't include faces.



### AUDIO RECORDING

Use a free **AUDIO** recording app for smartphones to record the Banner creator **reading the Dream Banner**.  
**Maximum length: 90 seconds. NO VIDEO.**



You can use **any** recording app. *Smart Recorder* for Android or iPhone is one example—free and easy to use with SHARE function you can **use to email or text just like a photo**.



Follow your teacher/group leader's directions to send them your photo and audio file. Audio files can be attached or shared just like photos.